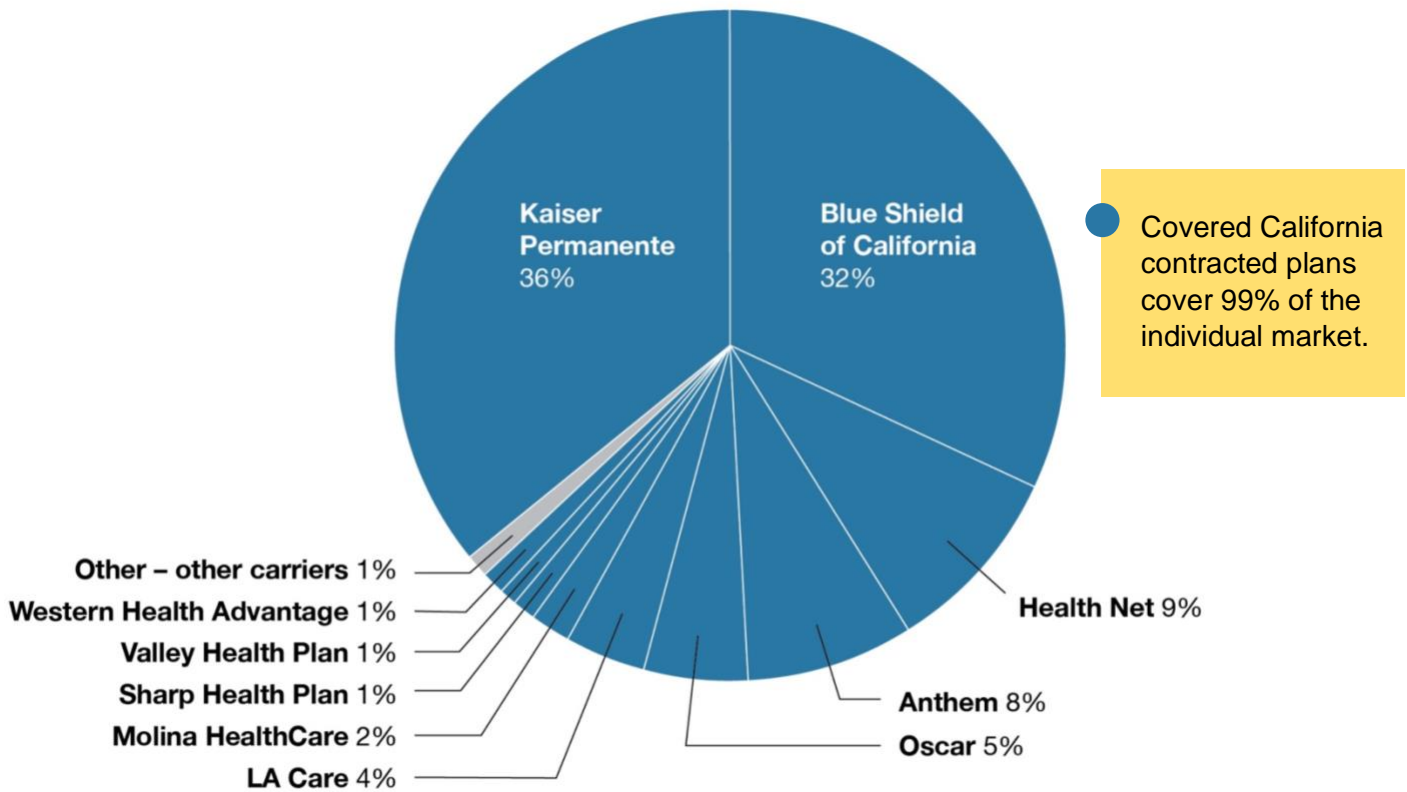
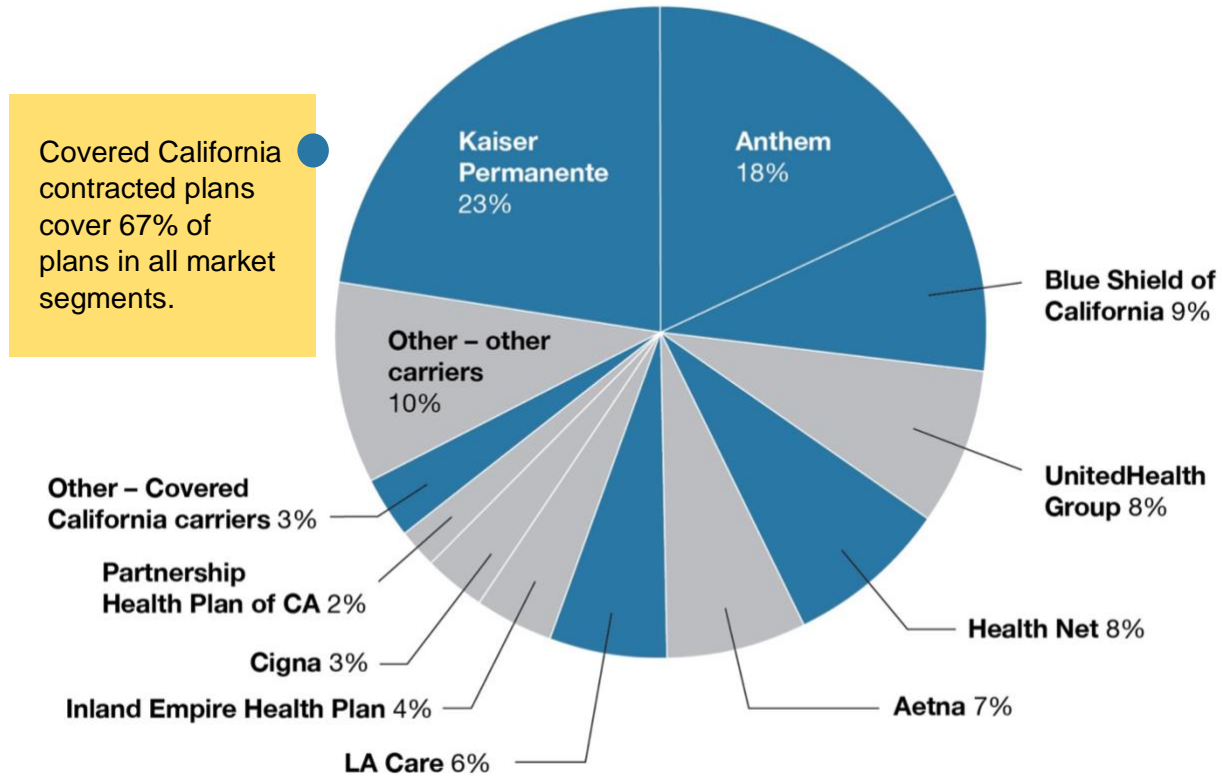


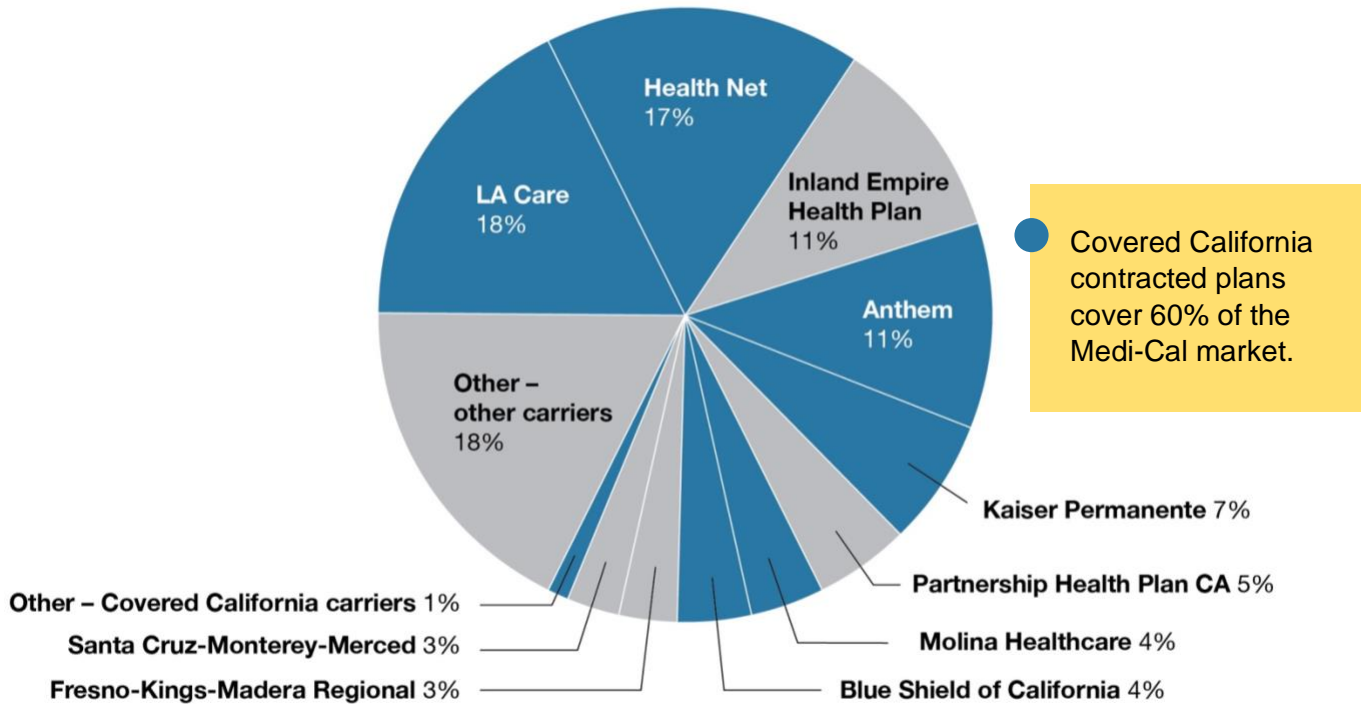
California Healthcare Market by Health Plan:
Individual Market Enrollment (Covered California and Off-Exchange)



Business Name	Enrollment as of Dec. 2020	Percent of Market	Contracted with Covered California for 2022
Kaiser Permanente	764,884	36%	Yes
Blue Shield of California	683,796	32%	Yes
Health Net	199,514	9%	Yes
Anthem Inc.	167,665	8%	Yes
Oscar Insurance	99,997	5%	Yes
LA Care	75,849	4%	Yes
Molina Healthcare Inc.	44,207	2%	Yes
Sharp Health Plan	31,351	1%	Yes
Valley Health Plan	21,996	1%	Yes
Western Health Advantage	10,758	1%	Yes
Other - Covered California Carriers	6,266	0%	Yes
Other - Other Carriers	14,163	1%	No
Total Enrollment in Covered California Carriers	2,106,283	99%	Yes
Total Enrollment in Other Carriers	14,163	1%	No
Total	2,120,446	100%	

California Healthcare Market by Health Plan: All Market Segments


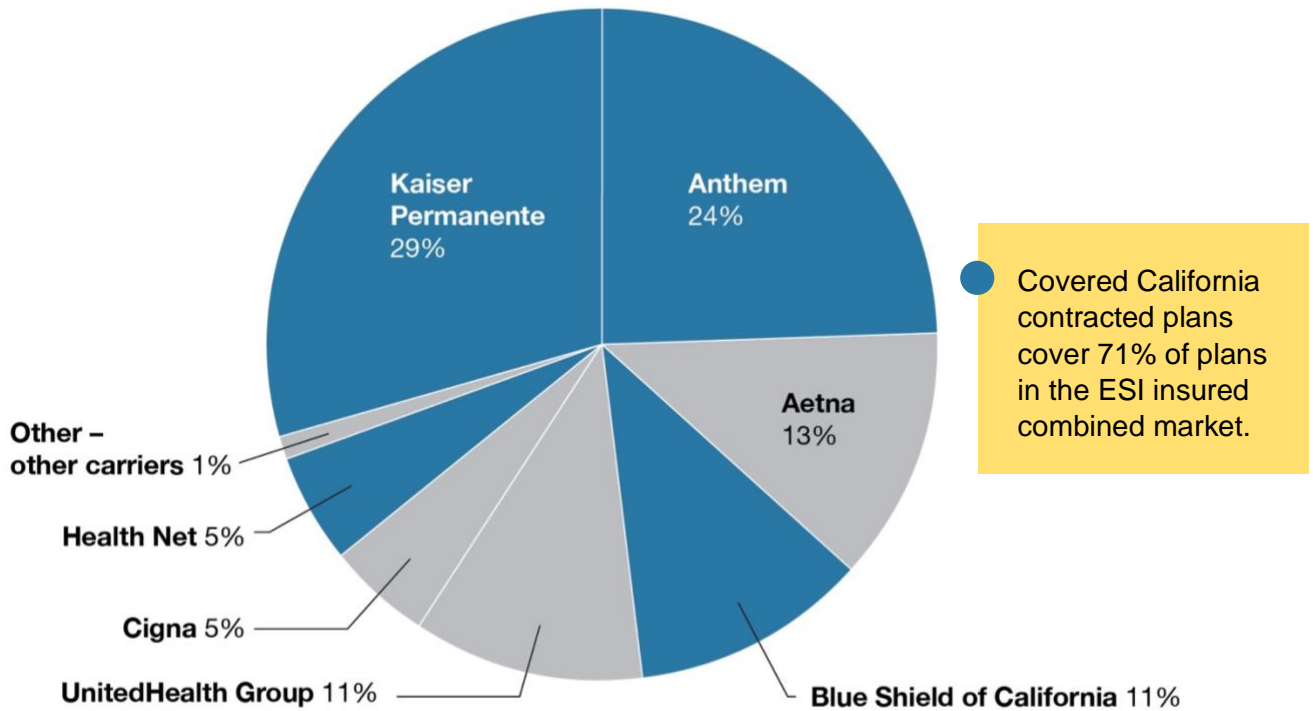
Business Name	Enrollment as of Dec. 2020	Percent of Market	Contracted with Covered California for 2022
Kaiser Permanente	8,513,031	23%	Yes
Anthem Inc.	6,691,959	18%	Yes
Blue Shield of California	3,460,497	9%	Yes
UnitedHealth Group	3,157,995	8%	No
Health Net	2,995,870	8%	Yes
Aetna	2,578,239	7%	No
LA Care	2,265,025	6%	Yes
Inland Empire Health Plan	1,326,955	4%	No
Cigna Corp.	1,134,371	3%	No
Partnership HealthPlan of CA	583,912	2%	No
Other - Covered California Carriers	998,497	3%	Yes
Other - Other Carriers	3,669,010	10%	No
<i>Total Enrollment in Covered California Carriers</i>	<i>24,924,879</i>	<i>67%</i>	<i>Yes</i>
<i>Total Enrollment in Other Carriers</i>	<i>12,450,482</i>	<i>33%</i>	<i>No</i>
Total	37,375,361	100%	

California Healthcare Market by Health Plan: Medi-Cal Enrollment


Please note that total enrollment in this chart is overstated by approximately 2 million members. The enrollment for Covered California's health plans reflects plan-to-plan arrangements where a health plan, such as Kaiser, receives delegated membership from another plan. These members are double counted to better reflect the impact that Covered California plans have on the market.

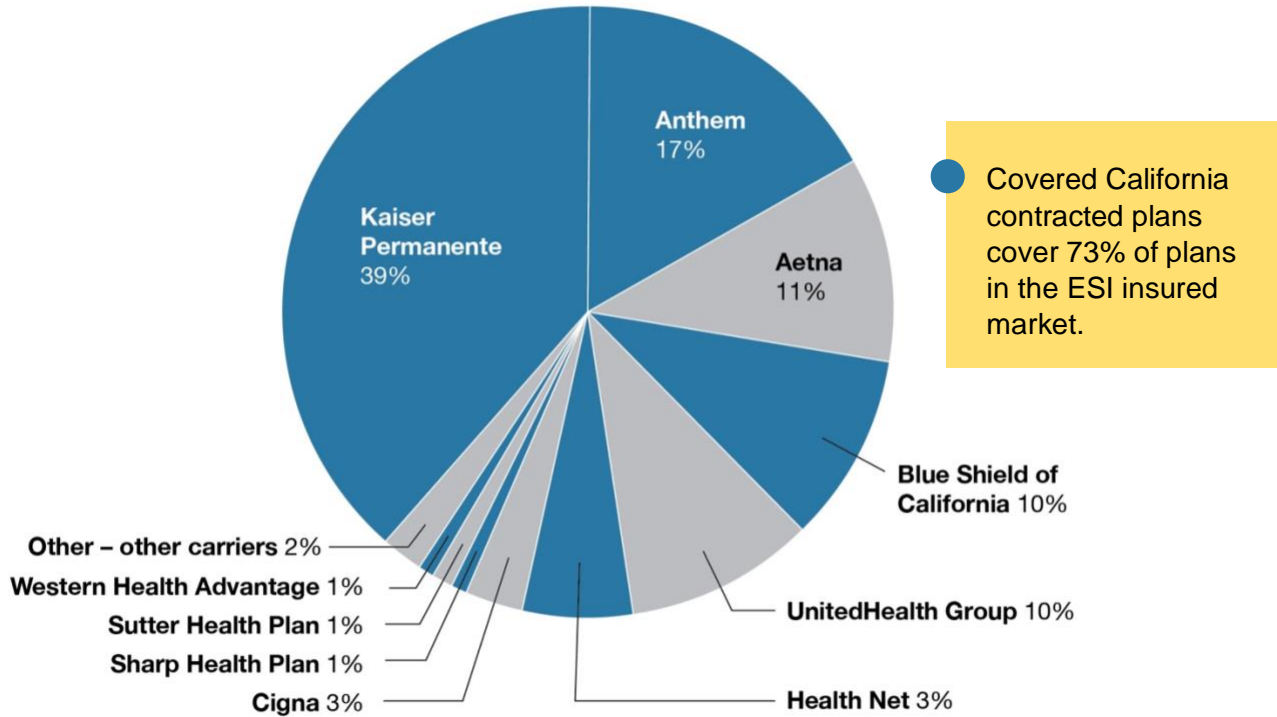
Business Name	Enrollment as of Dec. 2020	Percent of Market	Contracted with Covered California for 2022
LA Care	2,189,176	18%	Yes
Health Net	2,050,697	17%	Yes
Inland Empire Health Plan	1,326,955	11%	No
Anthem Inc.	1,298,507	11%	Yes
Kaiser Permanente	825,496	7%	Yes
Partnership HealthPlan of CA	583,912	5%	No
Molina Healthcare Inc.	554,120	4%	Yes
Blue Shield of California	437,058	4%	Yes
Fresno-Kings-Madera Regional	374,982	3%	No
Santa Cruz-Monterey-Merced	364,688	3%	No
Other - Covered California Carriers	133,693	1%	Yes
Other - Other Carriers	2,179,711	18%	No
<i>Total Enrollment in Covered California Carriers</i>	<i>7,355,054</i>	<i>60%</i>	<i>Yes</i>
<i>Total Enrollment in Other Carriers</i>	<i>4,830,248</i>	<i>40%</i>	<i>No</i>
Total	12,318,995	100%	

California Healthcare Market by Health Plan:
Employer Sponsored Insurance – Insured and Self-Insured Combined



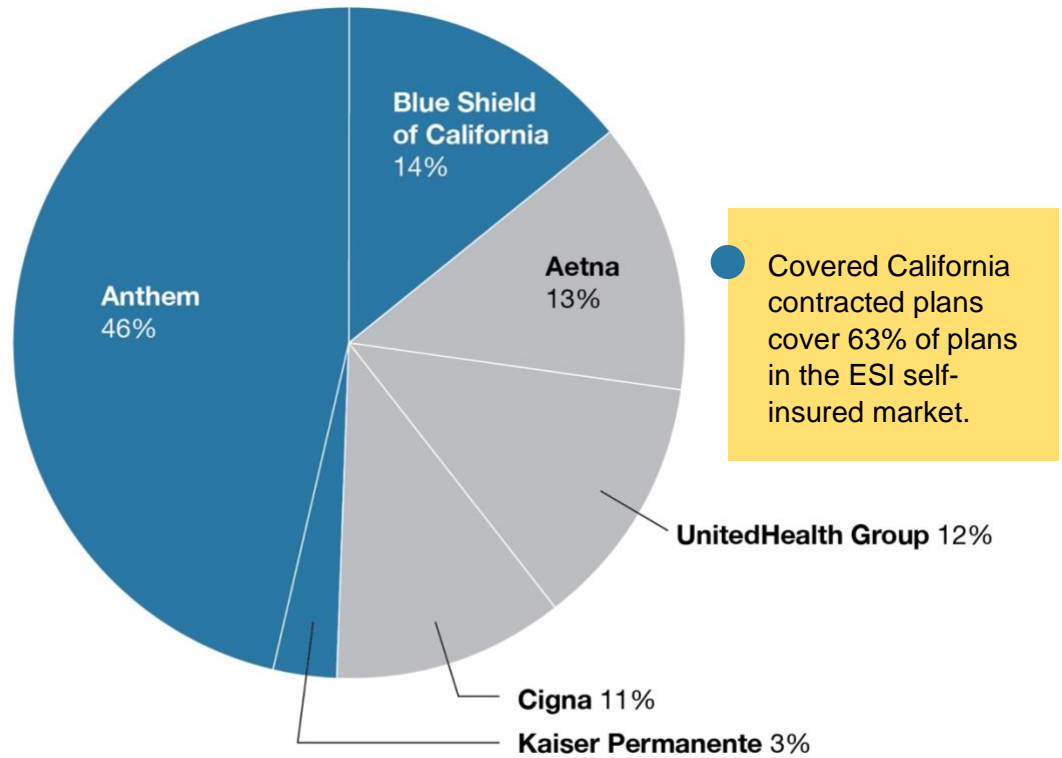
Business Name	Enrollment as of Dec. 2020	Percent of Market	Contracted with Covered California for 2022
Kaiser Permanente	6,334,212	29%	Yes
Anthem Inc.	5,242,395	24%	Yes
Aetna	2,528,502	12%	No
Blue Shield of California	2,449,723	11%	Yes
UnitedHealth Group	2,260,607	11%	No
Cigna Corp.	1,134,011	5%	No
Health Net	1,007,897	5%	Yes
Sharp Health Plan	107,135	0%	Yes
Sutter Health Plan	93,021	0%	No
Western Health Advantage	91,033	0%	Yes
Other - Covered California Carriers	16,548	0%	Yes
Other - Other Carriers	259,360	1%	No
Total Enrollment in Covered California Carriers	15,248,943	71%	Yes
Total Enrollment in Other Carriers	6,275,501	29%	No
Total	21,524,444	100%	

California Healthcare Market by Health Plan:
Employer Sponsored Insurance (ESI) – Subset of ESI with Insured Coverage

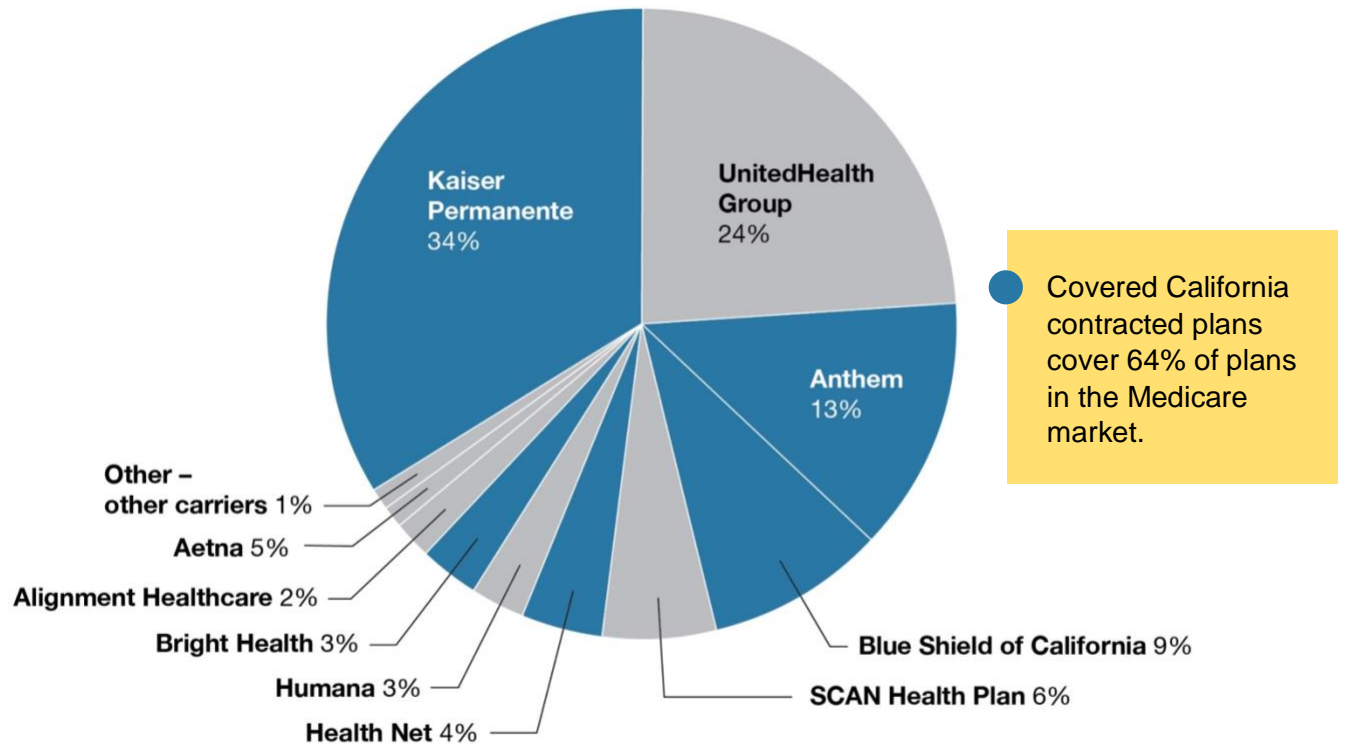


Business Name	Enrollment as of Dec. 2020	Percent of Market	Contracted with Covered California for 2022
Kaiser Permanente	6,188,080	39%	Yes
Anthem Inc.	2,648,837	17%	Yes
Aetna	1,800,598	11%	No
Blue Shield of California	1,649,632	10%	Yes
UnitedHealth Group	1,588,307	10%	No
Health Net	1,007,897	6%	Yes
Cigna Corp.	497,541	3%	No
Sharp Health Plan	107,135	1%	Yes
Sutter Health Plan	93,021	1%	No
Western Health Advantage	91,033	1%	Yes
Other - Covered California Carriers	16,548	0%	Yes
Other - Other Carriers	256,406	2%	No
Total Enrollment in Covered California Carriers	11,709,162	73%	Yes
Total Enrollment in Other Carriers	4,235,873	27%	No
Total	15,945,035	100%	

California Healthcare Market by Health Plan:
Employer Sponsored Insurance – Subset of ESI Self-Insured



Business Name	Enrollment as of Dec. 2020	Percent of Market	Contracted with Covered California for 2022
Anthem Inc.	2,593,558	46%	Yes
Blue Shield of California	800,091	14%	Yes
Aetna	727,904	13%	No
UnitedHealth Group	672,300	12%	No
Cigna Corp.	636,470	11%	No
Kaiser Permanente	146,132	3%	Yes
Other - Other Carriers	2,954	0%	No
<i>Total Enrollment in Covered California Carriers</i>	<i>3,539,781</i>	<i>63%</i>	<i>Yes</i>
<i>Total Enrollment in Other Carriers</i>	<i>2,039,628</i>	<i>37%</i>	<i>No</i>
Total	5,579,409	100%	

California Healthcare Market by Health Plan: Medicare Enrollment


Business Name	Enrollment as of Dec. 2020	Percent of Market	Contracted with Covered California for 2022
Kaiser Permanente	1,262,065	34%	Yes
UnitedHealth Group	867,638	24%	No
Anthem Inc.	473,817	13%	Yes
Blue Shield of California	326,978	9%	Yes
SCAN Health Plan	205,819	6%	No
Health Net	156,519	4%	Yes
Humana Inc.	123,782	3%	No
Bright Health	98,195	3%	Yes
Alignment Healthcare Inc.	68,323	2%	No
Aetna	19,666	1%	No
Other - Covered California Carriers	13,605	0%	Yes
Other - Other Carriers	45,342	1%	No
Total Enrollment in Covered California Carriers	2,331,179	64%	Yes
Total Enrollment in Other Carriers	1,330,570	36%	No
Total	3,661,749	100%	